













Compatibility with Any Manufacturer's
Flat-Panel Detectors and Acquisition Software



X-PD Animal Intelligent X-ray Imaging

System offers a perfect blend of advanced technology, user-friendly design, and compatibility, making it an ideal solution for efficient and accurate veterinary diagnostics.

Key Features

-  Distinctive Panda Design
-  Universal Compatibility
-  Four-Way Floating Tabletop
-  Restraining straps
-  Urine track
-  Auto-tube calibration
-  Canon E7239X tube
-  Max.Amperage input:16 Amp
-  32kw,single phase high frequency generator
-  Patented Automatic Thickness Measurement
-  Collimator Field Illumination During Tabletop Movement
-  Easy Transportation, Mobility, and Installation



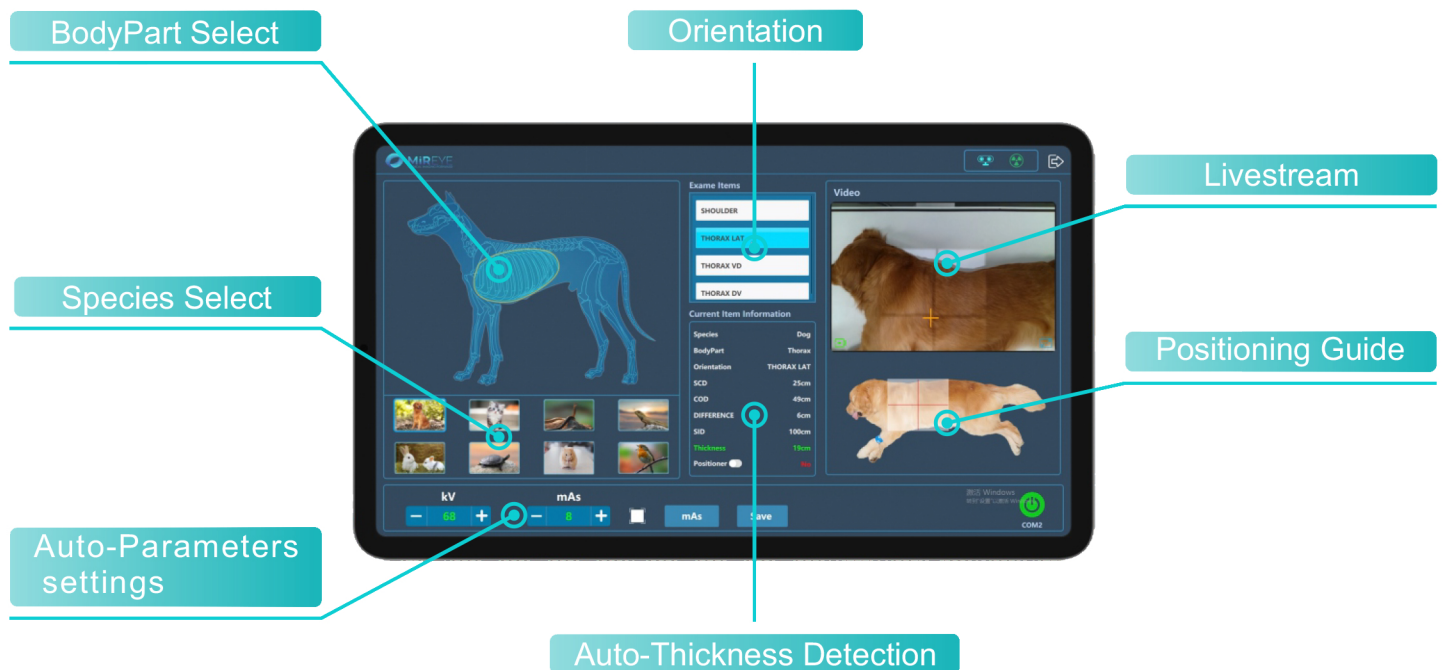
02

Smart X



Great Lakes Imaging
SALES, SERVICE & REPAIRS

Smart X Intelligent Generator Control Software represents a paradigm shift in veterinary X-ray imaging. Its universal compatibility, innovative automatic thickness measurement, and stand-alone operation make it an invaluable tool for veterinary professionals looking to enhance efficiency and precision in their daily workflows.



Universal Compatibility



Patented Automatic Thickness Measurement



Dynamic Exposure Adjustment



Stand-Alone Operation



User-Friendly Interface



Streamlined Workflow

Smart Collimator

About MirEye

MirEye focuses on the design and development of high-tech imaging solutions and exceptional after-sales service and support. We incorporate advanced technology in our fully integrated veterinary x-ray solutions to enable the body part auto-thickness detection (ATD) feature.

MirEye's unique and patented veterinary x-ray collimator with a 3D camera offers body part auto-thickness detection (ATD). The collimator ATD Module automatically measures the thickness of the anatomy and provides more accurate exposure values (kVp and mAs) to the x-ray generator.



Accessories

X-PD optional accessories




Robot arm+touch display

The flexibility to opt for a second display for facilitating image preview.



Extension board

The flexibility to opt for a tabletop extension for the large animal.



Small animal baffle

The flexibility to opt for the baffle for preventing small animals from entering the X-ray equipment.

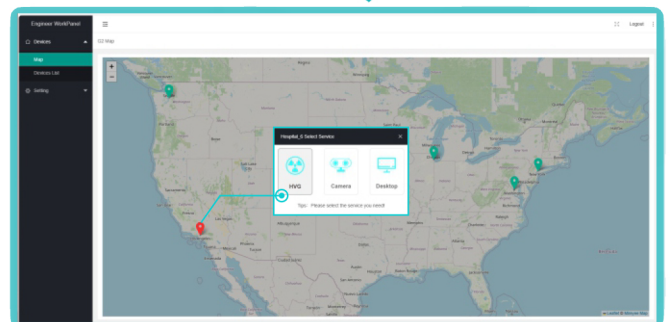
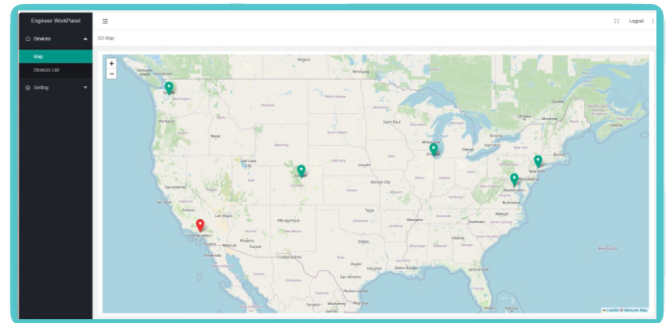
0.5

Technical Support



At X-PD, our commitment to providing top-notch after-sales technical support is exemplified through the integration of IoT (Internet of Things) technology. This innovative approach enhances the efficiency and effectiveness of our service offerings.

1. Remote Monitoring and Diagnostics
2. Predictive Maintenance
3. Real-Time Alerts and Notifications
4. Firmware Updates Over-the-Air (OTA)
5. Proactive Issue Resolution
6. Customer Engagement and Support Portal



32369 Milton Ave, Madison Heights, MI 48071

 586-268-9200

 sales@greatlakesimaging.com

 greatlakesimaging.com

